



2010-2011 GMT Reports for District (or Undistricted) District N 1 PRINCE EDWARD

GMT: **TERRY GRAHAM**

Location: **PRINCE EDWARD ISLAND**

GMT CA: **2**

CLUBS

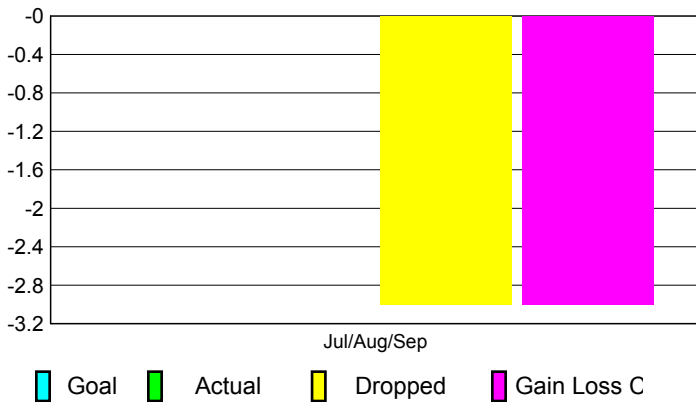
Club Results
2010-2011

Clubs
2009-2010

Month	New Club Goal	Actual New Clubs	Actual Dropped Clubs	Gain/Loss of Clubs	Gain/Loss of Clubs
Jul/Aug/Sep	0	0	-3	-3	0
Totals	0	0	-3	-3	0

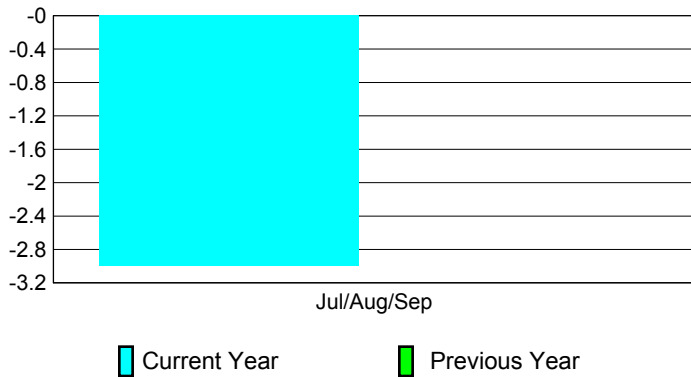
Club Results 2010-2011

Goal, New, Dropped, Gain/Loss



Comparison of Club Gain/Loss

Current Year Compared to the Previous Year



YTD Status Quo Clubs 2010-2011

Status Quo Clubs Compared to Status Quo Members



MEMBERSHIP

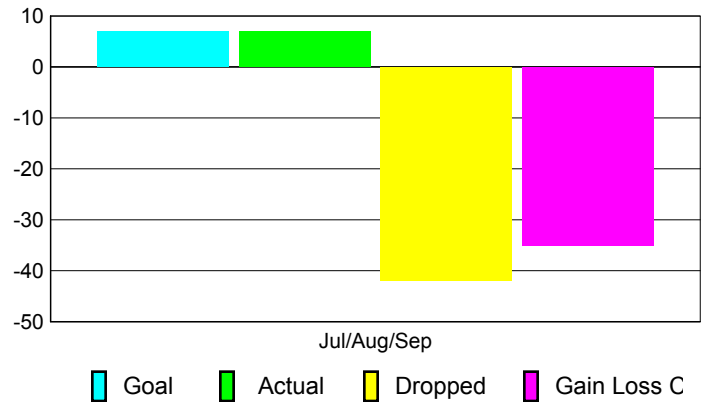
Membership Results
2010-2011

Membership
2009-2010

Month	Net Memb Goal	Actual New Memb	Actual Dropped Memb	Gain/Loss of Memb	Gain/Loss of Memb
Jul/Aug/Sep	7	7	-42	-35	3
Totals	7	7	-42	-35	3

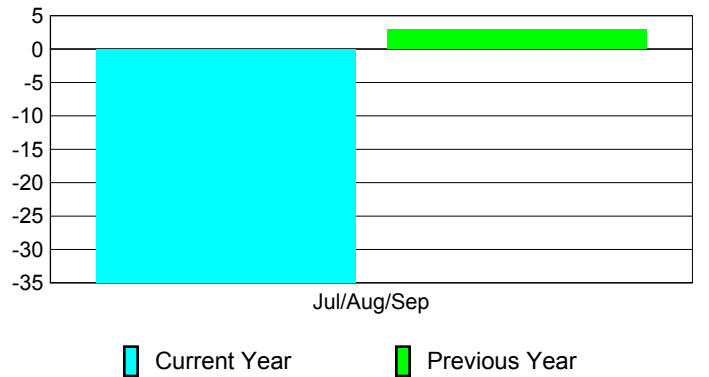
Membership Results 2010-2011

Goal, New, Dropped, Gain/Loss

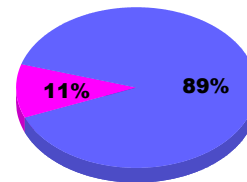


Comparison of Membership Gain/Loss

Current Year Compared to the Previous Year



Gender Comparison 2010-2011



Jul/Aug/Sep

Male Female



2010-2011 GMT Reports for District (or Undistricted) **District N 1 MAINE**

GMT: **TERRY GRAHAM**

Location: **MAINE**

GMT CA: **2**

CLUBS

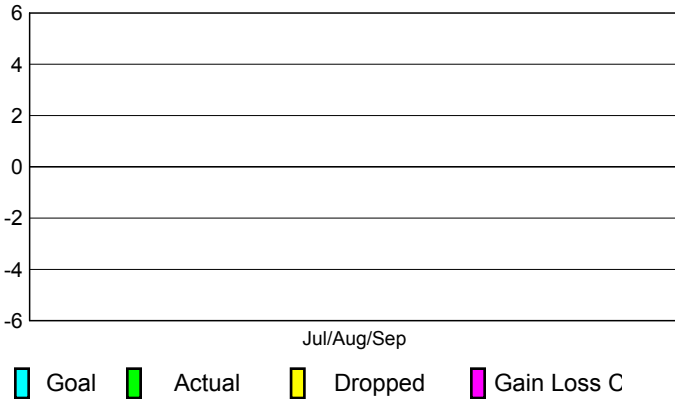
Club Results
2010-2011

Clubs
2009-2010

Month	New Club Goal	Actual New Clubs	Actual Dropped Clubs	Gain/Loss of Clubs	Gain/Loss of Clubs
Jul/Aug/Sep	0	0	0	0	0
Totals	0	0	0	0	0

Club Results 2010-2011

Goal, New, Dropped, Gain/Loss




Comparison of Club Gain/Loss

Current Year Compared to the Previous Year



YTD Status Quo Clubs 2010-2011

Status Quo Clubs Compared to Status Quo Members



MEMBERSHIP

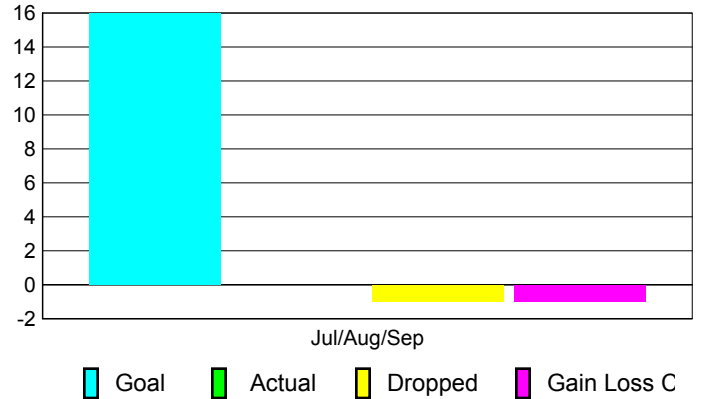
Membership Results
2010-2011

Membership
2009-2010

Month	Net Memb Goal	Actual New Memb	Actual Dropped Memb	Gain/Loss of Memb	Gain/Loss of Memb
Jul/Aug/Sep	16	0	-1	-1	-6
Totals	16	0	-1	-1	-6

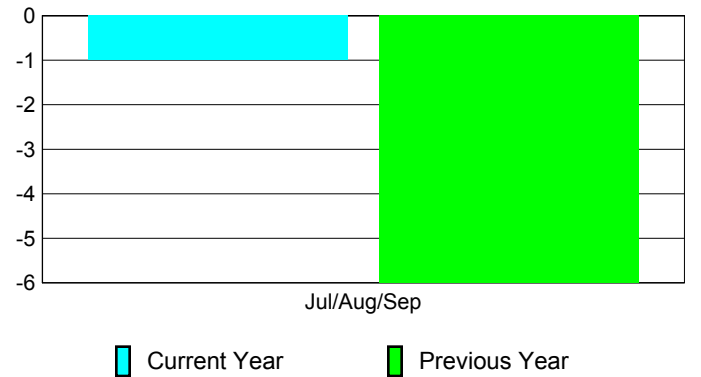
Membership Results 2010-2011

Goal, New, Dropped, Gain/Loss

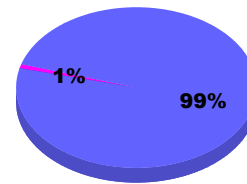


Comparison of Membership Gain/Loss

Current Year Compared to the Previous Year



Gender Comparison 2010-2011



Jul/Aug/Sep

■ Male ■ Female



2010-2011 GMT Reports for District (or Undistricted) District N 1 NEW BRUNSWICK

GMT: **TERRY GRAHAM**

Location: **NEW BRUNSWICK**

GMT CA: **2**

CLUBS

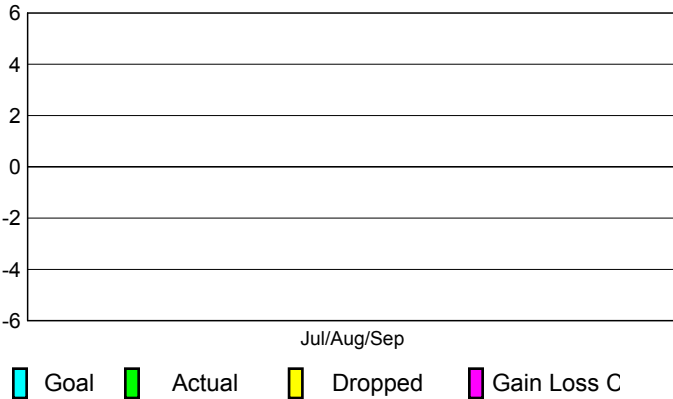
Club Results
2010-2011

Clubs
2009-2010

Month	New Club Goal	Actual New Clubs	Actual Dropped Clubs	Gain/Loss of Clubs	Gain/Loss of Clubs
Jul/Aug/Sep	0	0	0	0	-2
Totals	0	0	0	0	-2

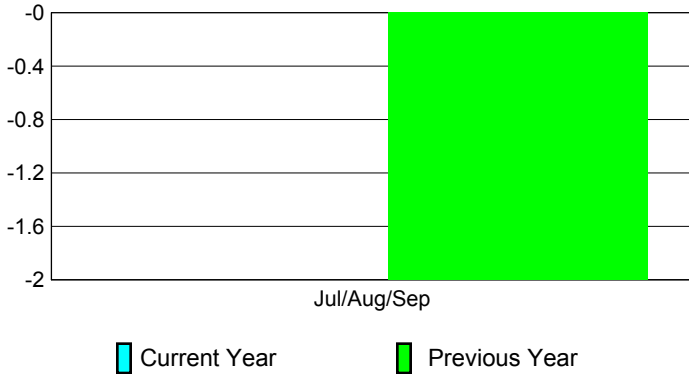
Club Results 2010-2011

Goal, New, Dropped, Gain/Loss




Comparison of Club Gain/Loss

Current Year Compared to the Previous Year



YTD Status Quo Clubs 2010-2011

Status Quo Clubs Compared to Status Quo Members



MEMBERSHIP

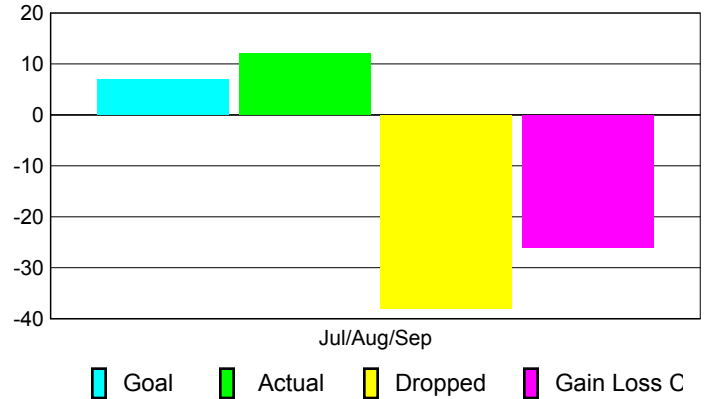
Membership Results
2010-2011

Membership
2009-2010

Month	Net Memb Goal	Actual New Memb	Actual Dropped Memb	Gain/Loss of Memb	Gain/Loss of Memb
Jul/Aug/Sep	7	12	-38	-26	-9
Totals	7	12	-38	-26	-9

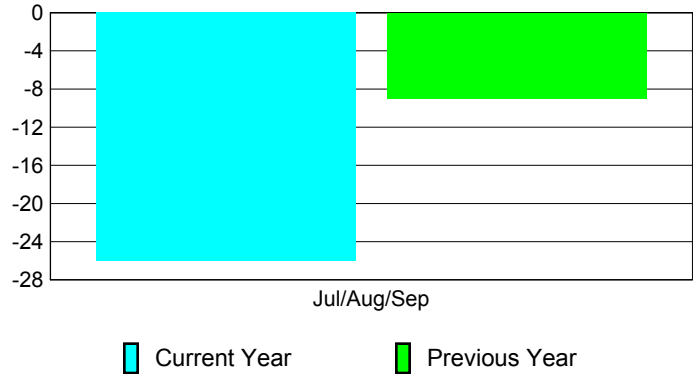
Membership Results 2010-2011

Goal, New, Dropped, Gain/Loss

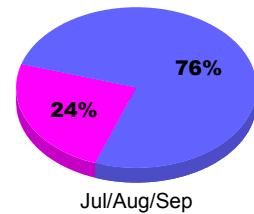


Comparison of Membership Gain/Loss

Current Year Compared to the Previous Year



Gender Comparison 2010-2011



Male Female